

SILT CATFISH 1600



**EASY TO LAUNCH AND
RETRIEVE**

**COMPACT YET
POWERFUL SLURRY PUMP**

**POWERFUL JETTER
NOZZLE TO BREAKDOWN
HARD SEDIMENT**


**LIGHTWEIGHT, EASY TO
DREDGE TIGHT SPOTS**

**EASY TO TRANSPORT
USING 4X4 VEHICLE**

TURNKEY POND / BOAT-FINGER SEDIMENT DREDGING SERVICE

MAIN FEATURES

SAND SPEAR

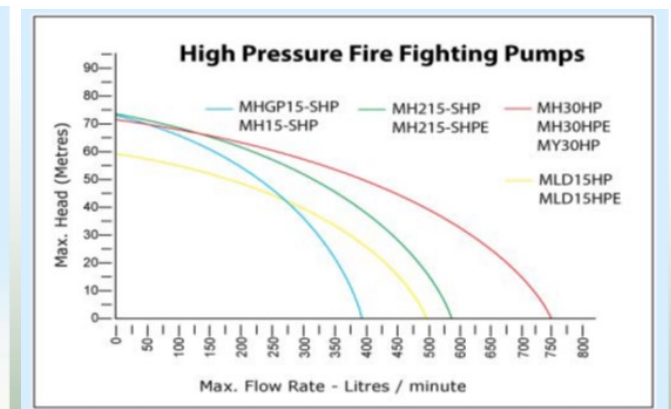
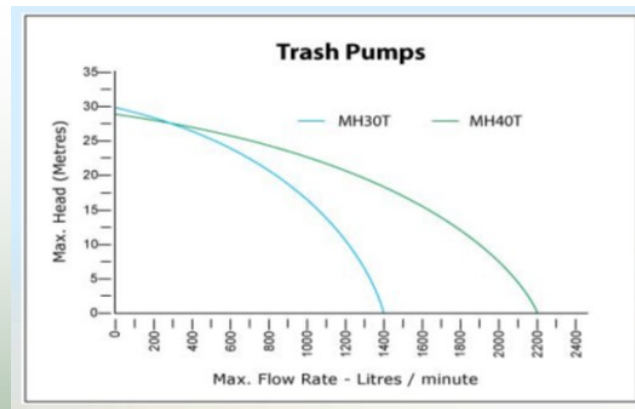


TRAILER



TECHNICAL SPECIFICATIONS

Parameter	Specification
Overall dimension (L x W x H)	3.6 m x 2 m x 1.65 m
Weight	~ 500 kgs
Hull material	HDPE polyethylene, UV stabilised, 10 mm wall thickness
Frame	Structural mild steel, hot dipped galvanised as per AS 4680
Main pump	Petrol engine-powered sand/trash pump (MH40T) with Honda GX340 engine (11HP), 4" suction and discharge, 1,600 LPM normal operation flow rate @ 15 m head
Water Jetter pump	Petrol engine-powered fire pump (MHGP15) with Honda GX160 engine, 1.5" suction inlet, 1" (x2) and 1.5" (x1) discharge, max. 390 Lpm and 74.5 m head
Guard/support wheel	ATV 21x7-10 wheel and tyre
Support feature (optional)	Silt spear on suction hose – to break up hard sediment



DREDGING SERVICES (a Division of Roll-a-Pipe Pty Ltd)

473 Warrigal Road Moorabbin VIC 3189

Toll Free: 1 800 DREDGE (373 343)

P: +61 3 9532 2263

W: www.minidredgers.com.au

E: info@minidredgers.com.au